



Basrah University
Al-Qurna Education College
Biology Department: 4th Stage



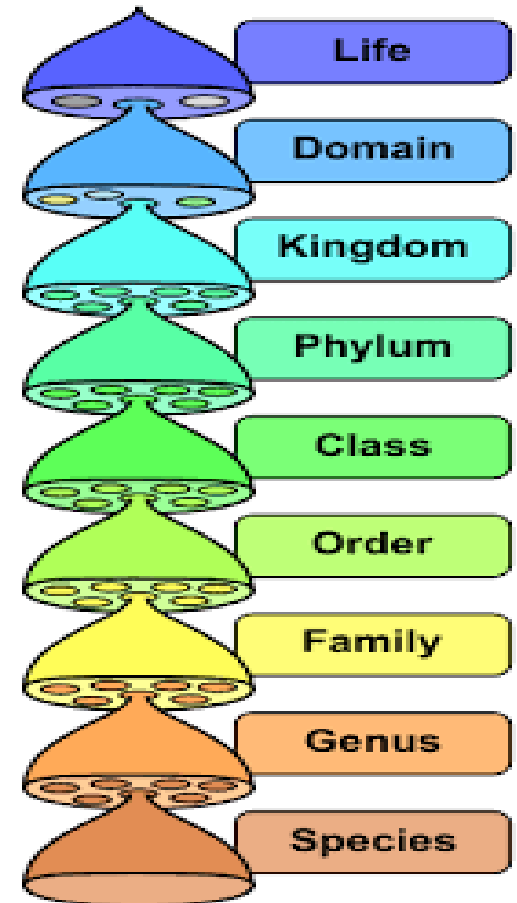
Classification Of Organisms & Microorganisms

1st Course

Lec.#2

18.Oct. 2023

Dr. Kawakib I. Al-zubaidy



INTRODUCTION:

Taxonomy: [Greek taxis = arrangement or order, and nomos = law, or nemein, to distribute or govern] is defined as the science of biological classification, consists of three separate but interrelated parts: *Classification, Nomenclature* and *Identification*.

Classification: is the arrangement of organisms into groups or taxa (s., taxon) based on mutual similarity or evolutionary relatedness.

Nomenclature: is the branch of taxonomy concerned with the assignment of names to taxonomic groups in agreement with published rules.

Identification: is the practical side of taxonomy, the process of determining that a particular isolate belongs to a recognized taxon.

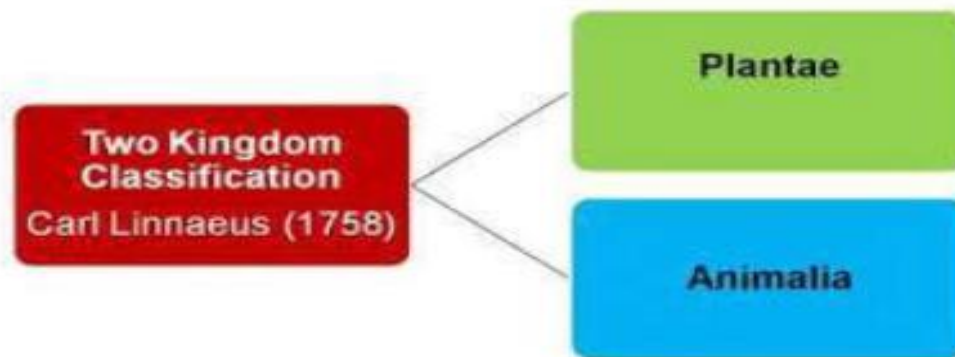
1-Classification:

Over 1.5 million **different** organisms have been identified to date. Many **similarities** among living organisms such as:

- 1-Made up of cells surrounded by a plasma membrane.
- 2-Use ATP as energy source.
- 3-Store genetic information as DNA.
- 4-Ribosomes are the site of protein synthesis.

Both differences and similarities among organisms are caused by **natural selection** (Darwin, 1858). Organisms can be classified into taxonomic categories (**taxa**), based on the differences and similarities among them.

The study of evolutionary relationships of living organisms known as (Phylogeny). Ancient Greeks classified all living organisms into two groups: *Kingdom Plantae* & *Kingdom Animalia*.



In **1850s** bacteria and fungi were incorrectly placed in the Plant Kingdom. In **1860s** Kingdom Protista was proposed by Ernst Haeckel to include bacteria, fungi, algae, and protozoa, but many scientists still classified bacteria and fungi as plants.

In **1930s** electron microscopy made it clear that bacterial cells lacked a nucleus. The term **prokaryote** was introduced in 1937.

In **1959** **Kingdom Fungi** was established.

In **1961** the current definition of the term **prokaryote** was established.

In **1968** the **Kingdom Prokaryotae** was accepted by biologists.

In **1969** Robert Whittaker proposed a **five kingdom system of biological classification** for all living organisms:

1. Kingdom Prokaryotae (Monera): Oldest known cells. Lived over 3.5 billion years ago. Lack a nucleus and membrane bound organelles.

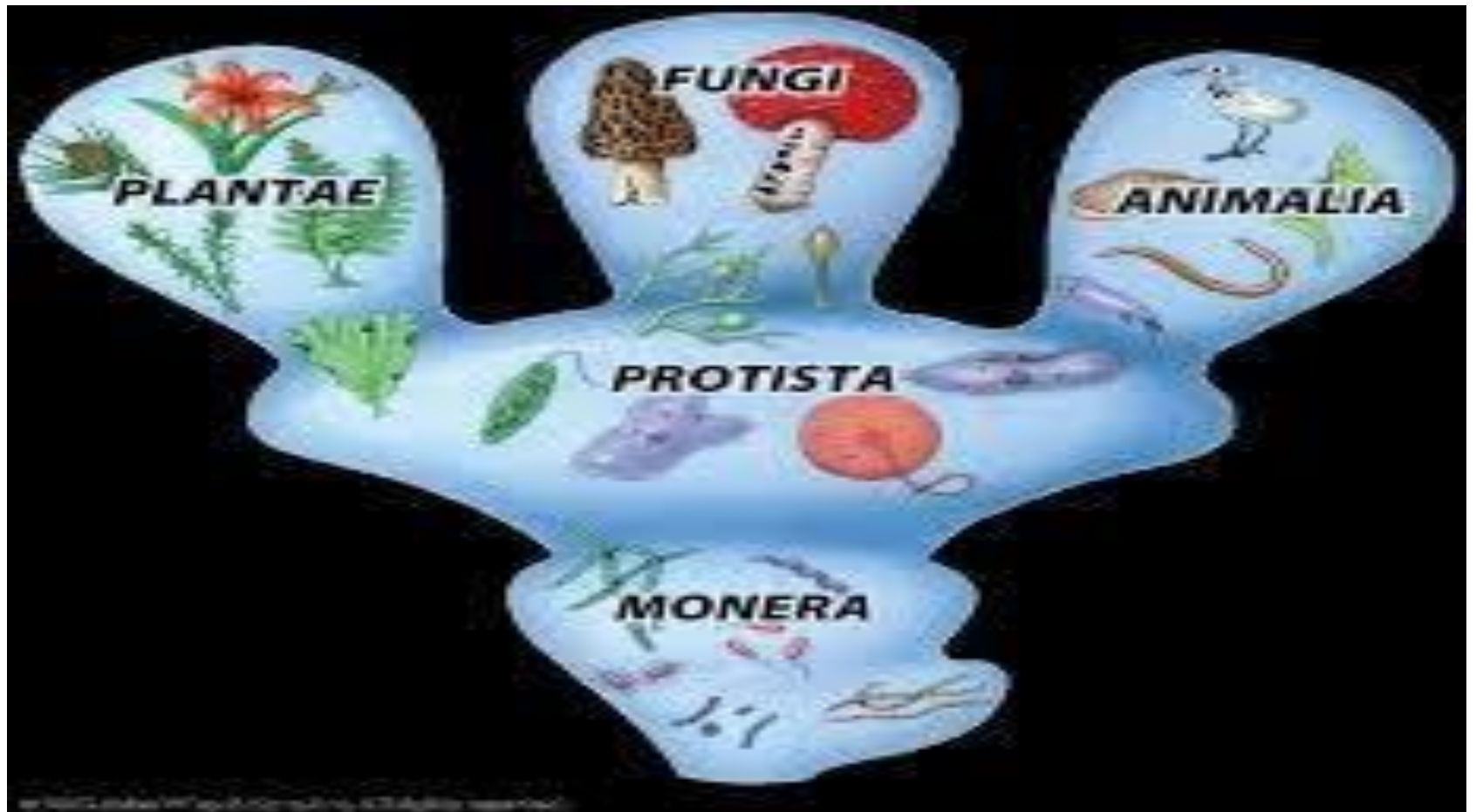
(The other four kingdoms are **eukaryotes**. Have a true nucleus and membrane bound organelles).

2. Kingdom Protista: Mostly unicellular, lack tissue organization. Most have flagella during life.

3. Kingdom Fungi: May be unicellular (yeasts) or multicellular (molds). Many are saprotrophs.

4. Kingdom Plantae: Multicellular, photosynthetic.

5. Kingdom Animalia: Multicellular, heterotrophs that ingest food through a mouth or oral cavity.



In 1978 Carl Woese proposed **Domain** as level of classification above **kingdom**.

There are three domains based on the following distinguishing criteria:

- 1-Cell wall composition
- 2-Membrane lipids
- 3-RNA sequence
- 4-Protein synthesis
- 5-Antibiotic sensitivity

Three kingdom system of biological classification:

- 1- **Domain Eubacteria** (True bacteria)
- 2- **Domain Archaeobacteria** (Ancient bacteria)
- 3- **Domain Eukarya:** All eukaryotes(**Protista, Fungi, Plantae , and Animalia**).

The **archaea** and **bacteria** first diverged, then the eukaryotes developed. These three primary groups are called **domains** and placed above the phylum and kingdom levels (the traditional kingdoms are distributed among these three domains). The domains differ markedly from one another.

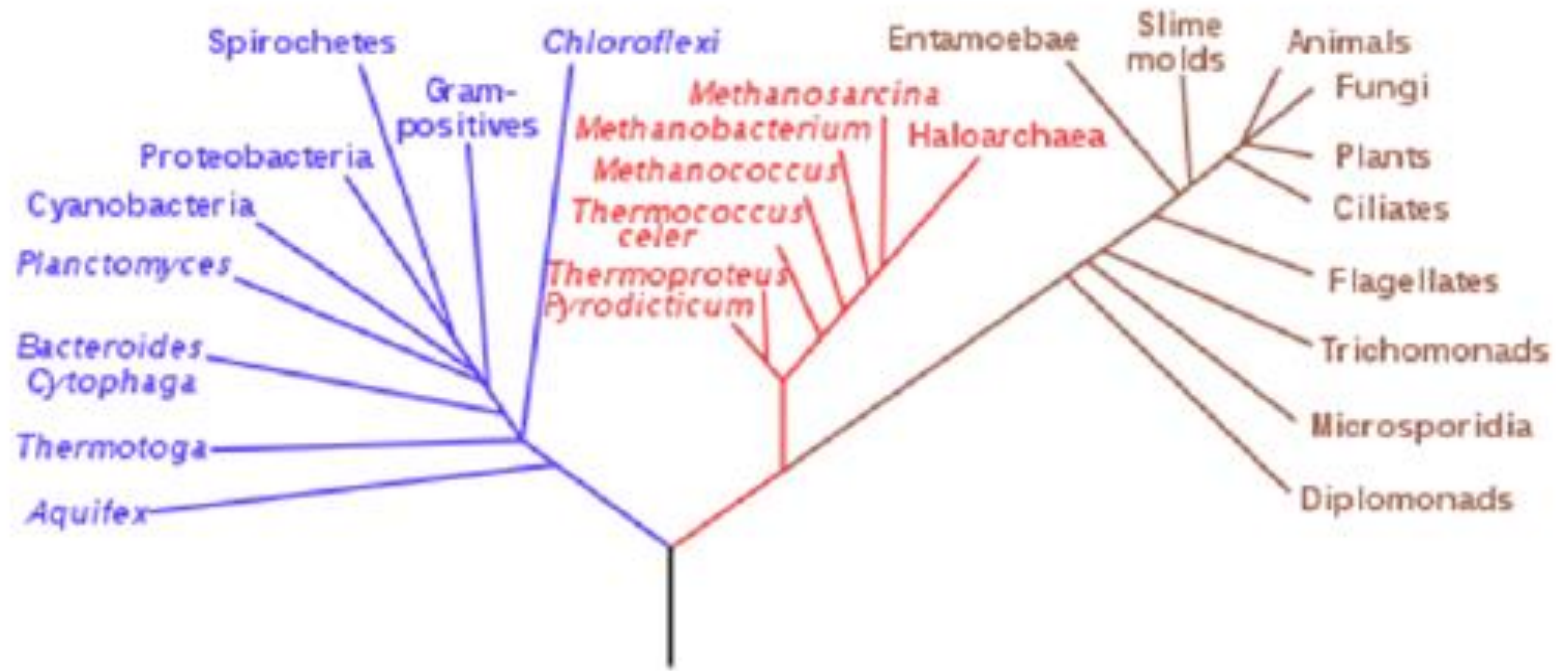
Eukaryotic organisms with primarily glycerol fatty acyl diester membrane lipids and eukaryotic rRNA belong to the *Eukarya*.

The domain *Bacteria* contains prokaryotic cells with bacterial rRNA and membrane lipids that are primarily diacyl glycerol diesters. Prokaryotes having isoprenoid glycerol diether or diglycerol tetraether lipids in their membranes and archaeal rRNA compose the third domain, *Archaea*.

Bacteria

Archaea

Eukaryota



NOTE: Recent developments in molecular biology and biochemistry have revealed that there are two types of prokaryotic cells, based on differences in their ribosomes, cell walls, and metabolism.

- 1. Eubacteria** (True bacteria): Cell wall contains peptidoglycan and Sensitive to antibiotics.
- 2. Archaea** (Ancient bacteria): Cell walls lack peptidoglycan, resistant to antibiotics and Live in extreme environments.

There are three kingdoms for *Archaeobacteria* :

- 1. Methanogens:** Strict anaerobes that produce methane.
- 2. Extreme Halophiles:** Require high salt concentrations.
- 3. Thermoacidophiles:** Live in hot, acidic environments.

Taxonomic Ranks:

In preparing a classification scheme, one places the microorganism within a small, homogeneous group (rank or category) that is itself a member of larger groups in a nonoverlapping hierarchical arrangement.

In prokaryotic taxonomy the most commonly used levels or ranks (in ascending order) are :

Species: a group of related isolates or strains.

Genera: a collection of related species.

Families: a collection of similar genera. In prokaryotic nomenclature, the name of the family ends in the suffix (*aceae*).

Orders: a collection of similar families. In prokaryotic nomenclature, the name of the order ends in the suffix (*ales*).

Classes: a collection of similar orders. In prokaryotic nomenclature, the name of the class ends in the suffix (*ia*).

Phylum or Division: collection of similar classes.

Kingdom : collection of similar phyla or divisions.

Domain: collection of similar kingdoms.

Example: Taxonomic Ranks of the bacterium *Escherichia coli*

Formal Rank	Example
Domain	Bacteria
Phylum	Proteobacteria
Class	<i>Gammaproteobacteria</i>
Order	<i>Enterobacteriales</i>
Family	<i>Enterobacteriaceae</i>
Genus	<i>Escherichia</i>
Species	<i>coli</i>

Antonie

Scientific Nomenclature:

Scientific nomenclature: Universal system for naming and classifying living organisms. Initially developed in the 18th century by Carl Linnaeus.

Binomial nomenclature: Each organism (**species**) has a two part name (Genus & species). Names are either italicized or underlined.

Genus name: Always capitalized, always a noun. May use initial.

species name: Always lower case, usually an adjective.

Names are usually derived from Latin (or Greek) or may have latinized endings.

Examples: *Escherichia coli*, *Lactococcus lactis*



1. Make a comparison between eukaryotes and prokaryotes.
2. Make a comparison between bacteria and archaea

