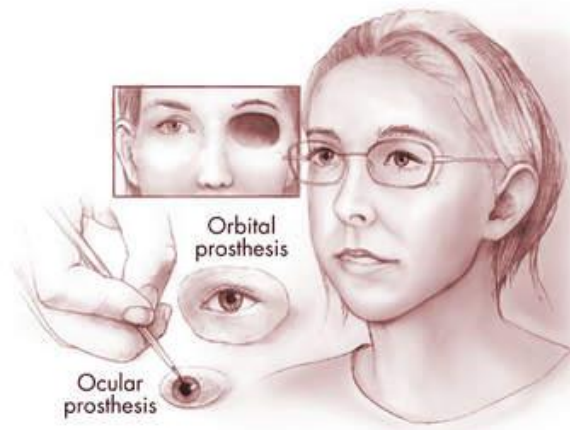


**Introduction**

**Prosthetics:** The art and science of supplying artificial replacements for missing parts of the human body.

**Prosthodontics (Prosthetics dentistry):** Is the dental specialty pertaining to the diagnosis, treatment planning, rehabilitation and maintenance of the oral function, comfort, appearance and health of patients with missing teeth or maxillofacial tissues using biocompatible substitutes.

**Prosthesis:** An artificial replacement of an absent part of the human body.

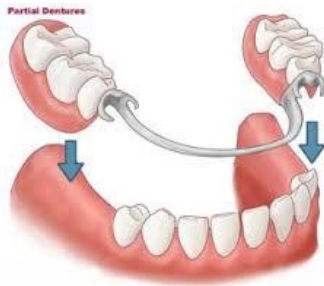


**Dental prosthesis:** An artificial replacement of missing one or more teeth (up to the entire dentition) and associated dentoalveolar structures.

**Fixed dental prosthesis:** Any dental prosthesis that is luted, screwed or mechanically attached to natural teeth, tooth roots or dental implant that furnish the primary support for the dental prosthesis.



**Removable dental prosthesis:** Any dental prosthesis that replaces some teeth in a partially dentate arch or all teeth in edentate arch, it can be removed from the mouth at will.



**Complete denture:** A removable dental prosthesis that replaces the entire dentition and associated structures of the maxilla or mandible.

**✚ Objectives of Complete denture:**

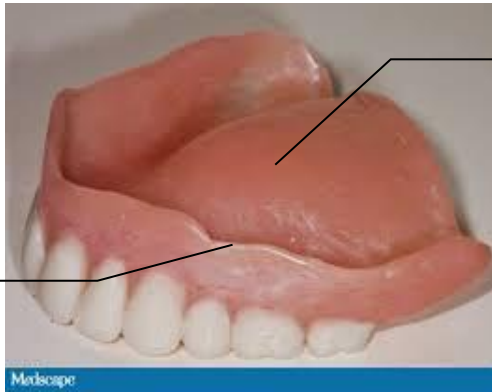
1. Restoration of the function of mastication.
2. Restoration of the facial esthetics.
3. Preservation of the remaining tissues in health.
4. Satisfaction, pleasing and comfort of the patient.
5. Correction of speech (phonetic).

**Complete denture is composed of the following:**

1. Basal or impression surface: The part of a denture that rests on the foundation tissue and to which teeth are attached.
2. Occlusal surface: The portion of the denture that makes contact with its antagonist.
3. Polished surface: The portion of the denture surface that extends from the border toward the occlusal direction it is usually polished and it include the palatal surface, buccal surface and lingual surface of the teeth.
4. Denture border: The margin of the denture base at the junction of the polished surface and the impression surface.
5. Denture flange: The part of the denture base that extends from the cervical ends of the teeth to the denture border.



Occlusal surface



Impression surface

Border



Flang

Polishing surface