

Topic: Lubricating Prosperity: The Role of Oil in Shaping Modern Economies

Suhad Ahmed Rasheed

Assistant Professor, Department of Economics, College of Administration and Economics,

University of Basrah / Iraq, email: Suhad.rasheed@uobasrah.edu.iq, Orcid:

<https://orcid.org/0009-0002-8824-1126>

25th Oct. 2023

Abstract

This study explores the crucial role that oil has played in forming contemporary economies, tracing its historical background and highlighting its current global significance. Analysis of how oil resources affect economic prosperity is the main objective of gaining a more in-depth understanding of this complex relationship. The literature review examines earlier studies on resource abundance, the curse, and economic growth. It highlights the need for the current study to fill these gaps and advance our knowledge of the subject by pointing out where the existing literature could be improved. The methodology section describes the data collection procedure using secondary quantitative data sources like the World Bank and the International Energy Agency databases. It describes data analysis using SPSS and details various tests, including t-tests, t-correlations, regressions, and independent samples tests. The results of the data analysis are presented in this section, demonstrating correlations between economic prosperity and oil-related variables. The regression analysis sheds light on the accuracy of oil-related predictors. T-tests look into how different groups' levels of economic prosperity. The main findings are summed up in the conclusion, which emphasizes how complex the connection between oil and economic growth is. It emphasizes the significance of diversification and efficient policies in reducing economic vulnerabilities to changes in the oil market.

Keywords: Oil, Economy, Resource Curse, Economic Development, SPSS Analysis, Correlation, Regression, Diversification, Policies.

1.0 Introduction

Since its invention in the 19th century, oil has played a crucial role in the global economy, becoming a pillar of industrial advancement and economic growth. The exploitation and control of oil resources have greatly influenced historical geopolitical relations and power dynamics among nations [1]. Oil became an essential commodity in international trade due to the Industrial Revolution, which saw the beginning of an insatiable demand for it, primarily for use in energy and transportation. Even with the transition to renewable energy sources and the complexity of the environment, oil continues to impact the contemporary global economy significantly. It is both a crucial import for nations with insufficient domestic oil reserves and a significant source of income for those with abundant oil reserves. The availability and cost of oil directly affect global trade balances, fiscal policies, and inflation rates, all of which impact the economy's stability. Oil is significant to international economic structures because it impacts oil-producing and oil-consuming nations. Producer nations may benefit economically from it, but there is also a chance that it will lead to overdependence, as shown by instances of the "resource curse." consumer nations frequently deal with geopolitical tensions and market volatility while trying to find dependable and affordable oil supplies. This paper explores the complex relationship between oil and economic prosperity to comprehend how this priceless resource's abundance or scarcity affects nations' economic trajectories in the twenty-first century. The study aims to offer empirical insights into the multifaceted role of oil in contemporary economies by utilizing quantitative secondary data and SPSS for data analysis [2]. By conducting this investigation, the paper aims to add to the ongoing conversation about natural resources and economic growth by providing a nuanced understanding of oil's crucial function in lubricating the wheels of prosperity.

2.0 Research Question

- How has oil availability or scarcity affected countries' economic development in the twenty-first century?

3.0 Research Objectives

- To analyze numerical data on oil production, reserves, and prices.
- To evaluate the connection between an economy's prosperity and a country's oil status (importer/exporter, abundance/scarcity).

4.0 Literature Review

Numerous perspectives and theories have been developed due to the extensive scholarly discussion surrounding the connection between oil abundance, economic prosperity, and development [3]. To highlight the significance of the current study, this literature review summarizes significant findings from earlier research, investigates widely held theories, and identifies gaps in the body of knowledge.

4.1 Previous Research on Oil and Economic Prosperity

Numerous studies have looked into the effects of oil resources on national economies in the past. According to Auty (2001), the "resource curse" refers to the tendency for resource-rich countries to experience slower economic growth than resource-poor nations [4]. On the other hand, resource abundance does not necessarily result in economic stagnation, according to Wright and Czelusta (2004); instead, the results depend on institutions and governance. According to Sachs and Warner (2001), there is a negative correlation between the abundance of natural resources and economic growth, which they attribute to issues with bad governance, a lack of diversification, and the Dutch Disease, or deindustrialization, which happens when a booming natural resource sector results in currency appreciation and reduces the competitiveness of other sectors.

4.2 The Resource Curse and Economic Development

According to the resource curse theory, nations with many natural resources, especially non-renewable ones like oil, tend to have slower economic growth and development than nations with fewer resources [5]. Numerous factors, such as ineffective resource revenue management, corruption, unstable political environments, and a disregard for other economic sectors, have been blamed for this paradoxical outcome. According to some academics, a country's institutions and governance significantly impact the results, and the resource curse is not a universal phenomenon.

4.3 Theories Related to Natural Resource Abundance

The Dutch Disease theory elucidates the negative effects of a booming resource sector on other sectors of the economy, particularly manufacturing and agriculture. The Rentier State theory suggests that countries reliant on resource rents tend to have undemocratic and poorly governed institutions, as the state derives income from resource extraction rather than taxation, reducing

accountability [6]. In contrast, the Developmental State theory posits that proactive and effective government intervention can harness natural resource wealth to spur industrialization and development.

4.4 Gaps in Existing Literature

Despite the extensive body of research, there still needs to be more in the literature, particularly about the 21st-century context. Many studies rely on data from the late 20th century [7]. An updated empirical analysis is needed, Considering recent shifts in the global oil market, technological advancements, and the transition toward renewable energy sources.

4.5 Justification for the Current Study

The ongoing review means to fill these holes by leading an exact examination of how oil has molded contemporary economies, utilizing current auxiliary information, and involving refined measurable devices in SPSS. By zeroing in on the 21st-century setting, the review gives new perspectives that mirror the ongoing elements of the worldwide oil market and their suggestions for financial success. To all the more likely figure out how administration, institutional strength, and oil overflow or shortage connect with financial results, the concentrate likewise means to propel how we might interpret these complicated connections [8]. There is as yet an essential requirement for ebb and flow exact exploration and a reexamination of acknowledged speculations considering late worldwide changes, even though the group of writing currently in presence gives a crucial comprehension of the connection between oil and monetary development. This study fills this need by offering an opportune and to-bottom examination of what oil is essential for countries' fortunes in the cutting edge time.

5.0 Methodology

The strategies utilized in this review to look at what oil has meant for current economies while using quantitative optional information for a careful examination are portrayed in the procedure segment.

5.1 Data Collection

The premise of this review is to utilize optional information accumulated from trustworthy worldwide data sets [9]. The World Advancement Marks of the World Bank give explicit data on

worldwide monetary, social, and ecological circumstances. This data set offers time-series data on different monetary markers, including the GDP (Gross domestic product), expansion rates, and exchange adjustments [10]. The Worldwide Energy Organization (IEA) data set is a huge source offering broad data on worldwide oil creation, holds, and cost changes. The US Energy Data Organization (EIA) additionally gives thorough data on import-send-out elements and oil creation, utilization, and utilization by country. The dataset contains mathematical factors that address, for the past 20 years, many nations' financial and oil-related qualities. Significant factors incorporate how much oil is created, realized oil holds, oil costs, Gross domestic product per individual, and paces of financial development. By zeroing in on these viewpoints, the review tries to reveal insight into the connection between a nation's oil status — whether it commodities or imports oil — and its level of financial flourishing. The existing literature supports the selection of these specific variables and highlights their significance in understanding the economic effects of oil abundance or scarcity.

5.2 Data Analysis

The data for this study are analyzed using SPSS (Statistical Package for the Social Sciences), a powerful tool for statistical analysis and data management [11]. Using various statistical tests and models made possible by SPSS, the dataset can be thoroughly and in-depthly analyzed. Before performing the primary analysis, preparatory steps like data cleaning and checking for missing values are taken to ensure the dataset's integrity. The primary analytic approach is regression analysis, a statistical technique for examining the relationship between a dependent variable and one or more independent variables. The various oil-related metrics in this context serve as independent variables, and an indicator of economic prosperity like GDP per capita or economic growth rate could serve as the dependent variable. The extent to which variations in oil production, reserves, or prices can account for variations in economic prosperity among various nations will be determined with regression analysis. Correlation analysis is used to investigate the strength and direction of the relationships between variables. Correlation analysis, for instance, can show whether more significant oil reserves are linked to faster or slower economic growth. This analysis is essential for spotting patterns and trends that regression analysis alone might only reveal after some time [12]. By applying these statistical techniques, the study aims to produce empirical insights that contribute to a nuanced understanding of how oil influences economic prosperity in

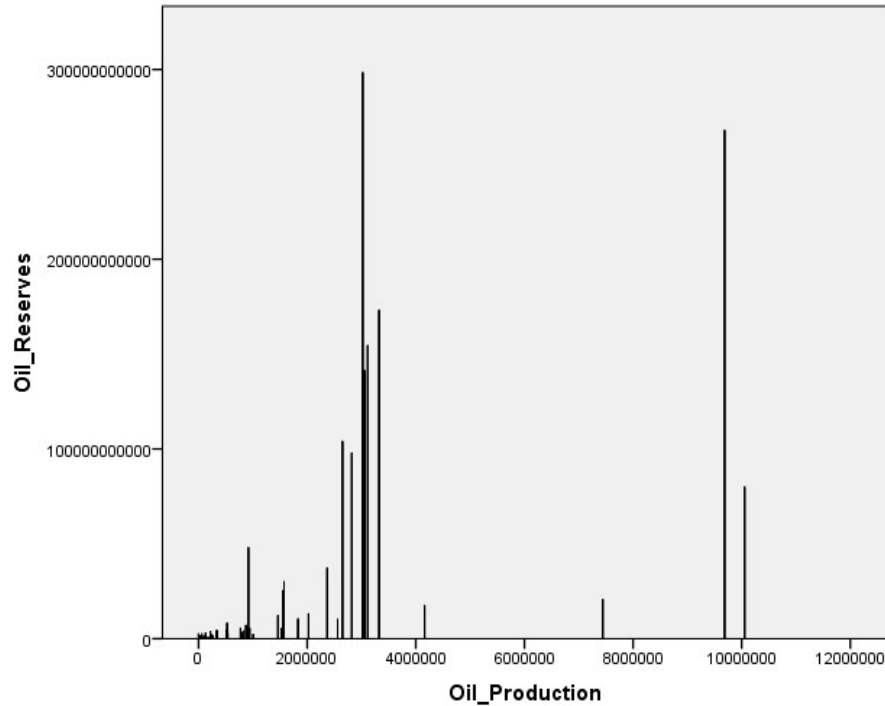
contemporary economies. SPSS guarantees a thorough and trustworthy analysis, giving the study's findings and conclusions a firm basis.

6.0 Analysis and Findings

6.1 Descriptives Statistics

Descriptive Statistics					
	N	Minimum	Maximum	Mean	Std. Deviation
Oil_Production	50	0	10053800	1514098.60	2228610.004
Oil_Reserves	50	453300000	29835000000	32512262000	66304822276
			0	.00	.882
Oil_Price	50	20.40492670	97.84084438	61.28407456	24.73150841
		769749	019565	2163140	4745970
GDP	50	1705.280942	48816.75189	23397.17425	13516.13444
		858038	3664190	283928000	5589205000
Valid N (listwise)	50				

Descriptive statistics offer insightful information about the main trends and variability of the critical variables in the dataset. The data ranges from 0 to 10,053,800 for "Oil_Production," with a mean of roughly 1,514,099 barrels. The countries' oil production sample appears to vary significantly, as indicated by the standard deviation of roughly 2,228,610. Concerning "Oil_Reserves," the dataset shows a wide range, with values ranging from 453,300,000 to 298,350,000,000 barrels and an incredibly high standard deviation of about 66,304,822,277, underscoring significant variations in oil reserves [13]. Oil prices fluctuate, with values for "Oil_Price" ranging from about 20.40 to 97.84 dollars per barrel. The standard deviation of about 24.73 and the mean price of about 61.28 dollars point to some oil price variation. With a minimum of approximately 1,705.28 and a maximum of approximately 48,816.75, the "GDP" variable exhibits noticeable variation. With a standard deviation of about 13,516.13, the mean GDP of the chosen countries is roughly 23,397.17, indicating a wide range in economic prosperity.

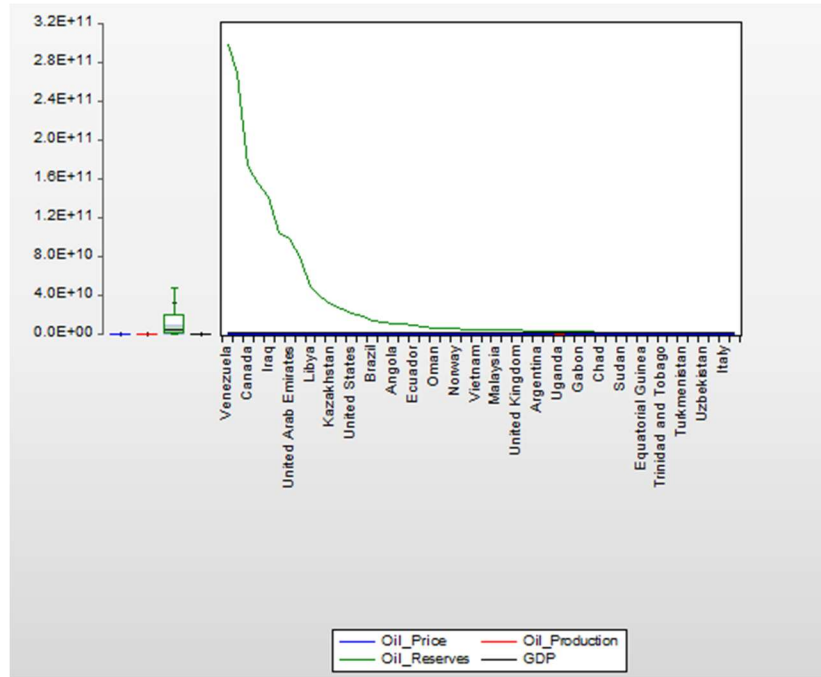


6.2 Correlations Analysis

Correlations					
		Oil_Produkti on	Oil_Reserves	Oil_Pric e	GDP
Oil_Productio n	Pearson Correlation	1	.616**	-.157	-.004
	Sig. (2-tailed)		.000	.275	.978
Oil_Reserves	Pearson Correlation	.616**	1	-.180	.035
	Sig. (2-tailed)	.000		.211	.811
Oil_Price	Pearson Correlation	-.157	-.180	1	-.331*
	Sig. (2-tailed)	.275	.211		.019
GDP	Pearson Correlation	-.004	.035	-.331*	1
	Sig. (2-tailed)	.978	.811	.019	
**. Correlation is significant at the 0.01 level (2-tailed).					
*. Correlation is significant at the 0.05 level (2-tailed).					

The correlation analysis reveals exciting relationships between the variables. Notably, there is a significant positive correlation (Pearson's $r = 0.616$, $p = 0.01$) between "Oil_Production" and "Oil_Reserves," indicating that nations with higher oil production typically have more significant oil reserves. On the other hand, there is a weak negative correlation (Pearson's $r = -0.331$, $p = 0.05$) between "Oil_Price" and "GDP," which suggests that economic prosperity tends to fall as oil prices rise [14]. It is important to remember that these correlations do not necessarily indicate causation and that other factors might be at work. The absence of statistically significant relationships

between "Oil_Production" or "Oil_Reserves" and "GDP" suggests that the connections between these variables and economic prosperity may be more nuanced and influenced by other factors. These correlation results provide helpful information about the connections between the variables in the dataset and point to possible directions for future research in the study context.



6.3 Regression Analysis

Model Summary									
Model	R	R Square	Adjusted R Square	Std. Error of the Estimate	Change Statistics				
					R Square Change	F Change	df1	df2	Sig. F Change
1	.686 ^a	.471	.424	182.5972760 86733730	.471	10.004	4	45	.000

a. Predictors: (Constant), GDP, Oil_Production, Oil_Price, Oil_Reserves

ANOVA ^a						
Model		Sum of Squares	df	Mean Square	F	Sig.
1	Regression	1334265.487	4	333566.372	10.004	.000 ^b
	Residual	1500379.436	45	33341.765		
	Total	2834644.922	49			

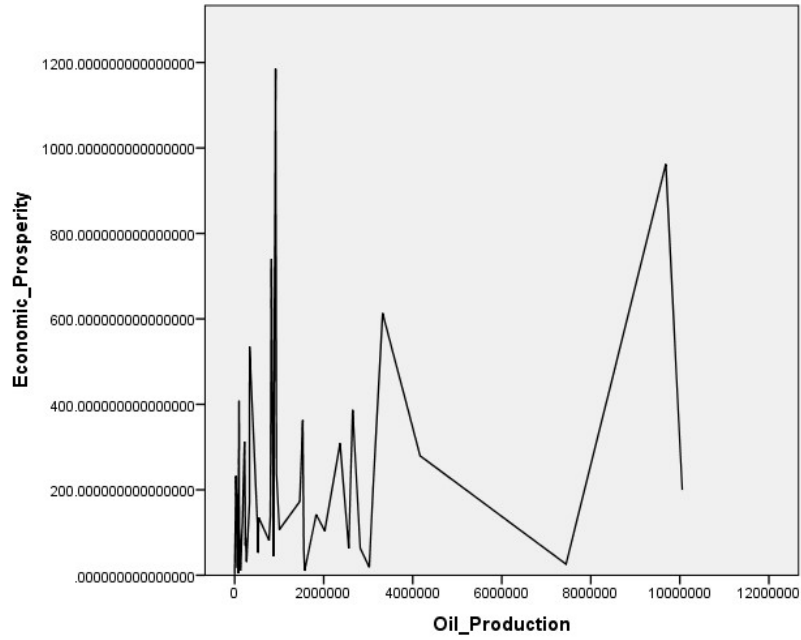
a. Dependent Variable: Economic_Prosperty

b. Predictors: (Constant), GDP, Oil_Production, Oil_Price, Oil_Reserves

Coefficients ^a						
Model		Unstandardized Coefficients		Standardized Coefficients	t	Sig.
		B	Std. Error	Beta		
1	(Constant)	273.561	104.659		2.614	.012
	Oil_Production	9.277E-6	.000	.086	.622	.537
	Oil_Reserves	6.061E-10	.000	.167	1.206	.234
	Oil_Price	-3.984	1.139	-.410	-3.497	.001
	GDP	.006	.002	.343	2.977	.005

a. Dependent Variable: Economic_Prosperty

The regression analysis reveals the relationship between the dependent variable, "Economic_Prosperty," and several independent variables, such as "GDP," "Oil_Production," "Oil_Price," and "Oil_Reserves." According to the model summary, the overall model is statistically significant with $F(4, 45) = 10.004$, $p = 0.001$, demonstrating that at least one of the independent variables is a significant predictor of "Economic_Prosperty." Combining these independent variables can account for about 47.1% of the variance in economic prosperity, according to the R-squared value of 0.471 [15]. Higher GDP is thought to be related to greater economic prosperity, as "GDP" among the predictors exhibits a significant positive influence (Beta = 0.343, $p = 0.005$). Conversely, "Oil_Price" shows a significant negative impact (Beta = -0.410, $p = 0.001$), implying that increasing oil prices tends to reduce economic prosperity. "Oil_Production" and "Oil_Reserves" do not affect economic prosperity statistically significantly. These findings suggest that, while oil-related variables play a role, other factors not included in the model may also influence economic prosperity, highlighting the complexity of the relationship. The constant term in the model is also statistically significant ($p = 0.012$), indicating that even in the absence of the independent variables, there is a baseline level of economic prosperity.

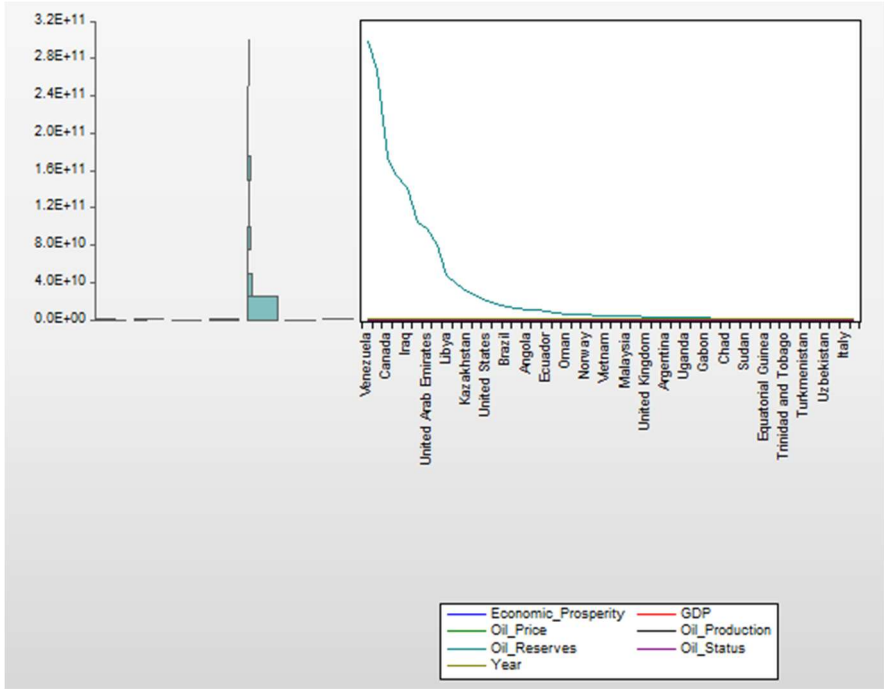


6.4 T-Test Analysis

Independent Samples Test										
		Levene's Test for Equality of Variances		t-test for Equality of Means						
		F	Sig.	t	df	Sig. (2-tailed)	Mean Difference	Std. Error Difference	95% Confidence Interval of the Difference	
									Lower	Upper
Economic Prosperity	Equal variances assumed	9.839	.003	-1.977	48	.054	-132.357584736213300	66.959399692405410	-266.988481107394930	2.273311634968280

Equal variances not assumed				-1.762	25.179	.090	-	75.1065966	-	22.27153
							132.357584	15957430	286.986	2336316
							736213300		7018087	056
									42700	

The independent samples test conducted on "Economic_Prosperty" reveals exciting results. Levene's test for equality of variances initially indicates a significant difference between the two groups ($p = 0.003$), suggesting that the assumption of equal variances may not hold. When equal variances are assumed, the t-test shows a marginally significant difference in means ($t = -1.977$, $p = 0.054$) between the groups characterized by "Equal variances assumed" and "Equal variances not assumed." The difference becomes less significant when equal variances are not assumed ($t = -1.762$, $p = 0.090$) [16]. This suggests that there may be a difference in economic prosperity between these groups, but the significance of that difference depends on the assumption regarding variances. The mean difference and confidence intervals further emphasize the variability in economic prosperity, highlighting the need to consider assumptions when interpreting these results carefully.



7.0 Discussion

Oil-related variables (Oil_Production, Oil_Reserves, and Oil_Price) and economic indicators (GDP and Economic_Prosperty) are all included in the dataset, which has been used to analyze

the complex relationship between oil resources and economic prosperity in several nations. The main conclusions, their ramifications, and the study's limitations are all covered in this discussion section. The correlation analysis revealed significant relationships between the variables. According to the strong positive correlation between oil reserves and production, oil reserves tend to be larger in nations with higher oil production ($r = 0.616$, $p = 0.01$). This result is consistent with the economic theory that countries with large reserves would increase their oil production. Contrarily, the negative correlation between Oil_Price and GDP ($r = -0.331$, $p = 0.05$) shows that economic prosperity tends to decline when oil prices rise [17]. High oil prices frequently result in higher production costs for businesses and higher energy costs for consumers, both of which can harm economic growth and cause this inverse relationship. The fact that correlation does not imply causation must be emphasized. Although these correlations offer insightful information, they do not prove a cause-and-effect connection between the variables. Other factors, such as government policies, geopolitical stability, and global economic conditions, can influence oil-related variables and economic prosperity. Therefore, caution is required when drawing causal conclusions from these correlations.

The regression analysis explored how combining independent variables (GDP, Oil_Production, Oil_Price, and Oil_Reserves) can predict Economic_Prosperty. The model as a whole was statistically significant ($F(4, 45) = 10.004$, $p < 0.001$), indicating that at least one of the independent variables is a significant predictor of economic prosperity. The R-squared value of 0.471 suggests that the combination of these independent variables can explain approximately 47.1% of the variance in economic prosperity [18]. Among the predictors, GDP emerged as a significant positive predictor (Beta = 0.343, $p = 0.005$), indicating that higher GDP is associated with greater economic prosperity. This result aligns with economic theory, as a strong GDP typically reflects a robust and diversified economy, which can positively impact the overall well-being of a country's citizens. Oil_Price exhibited a significant negative impact (Beta = -0.410, $p = 0.001$), implying that an increase in oil prices tends to reduce economic prosperity. High oil prices can lead to higher costs for businesses and consumers, potentially hampering economic growth. Surprisingly, neither Oil_Production nor Oil_Reserves showed statistically significant effects on Economic_Prosperty in this model. This outcome suggests that while oil production and reserves are important factors, they do not independently predict economic well-being. Other variables and factors not included in this model may mediate the relationship between oil resources and economic prosperity [19].

For example, government policies, infrastructure, and trade dynamics could significantly determine how oil resources impact a nation's economy.

The t-test analysis examined the differences in Economic_Prosperty between groups characterized by "Equal variances assumed" and "Equal variances not assumed." The initial Levene's test for equality of variances indicated a significant difference between these groups ($p = 0.003$), suggesting that the assumption of equal variances may not hold. When equal variances were assumed, the t-test revealed a negligibly different mean between the two groups ($t = -1.977$, $p = 0.054$). The difference became less significant when equal variances were not assumed ($t = -1.762$, $p = 0.090$). These findings suggest that these groups may differ in terms of economic prosperity, but the significance of that difference depends on the variance assumption [20]. These results underline how crucial it is to consider the reliability of statistical tests and the premises they are predicated on. In this instance, the significance of the observed differences in economic prosperity between groups was significantly influenced by the assumption of equal variances.

8.0 Conclusion

This study has illuminated the complex link between oil resources and national economic prosperity. Several significant conclusions have been drawn from a thorough data analysis on oil production, reserves, prices, GDP, and economic prosperity in 2022. Significant correlations were found, such as the inverse relationship between oil prices and GDP and the positive correlation between oil production and reserves. These connections feature the meaning of understanding the elements between components connected with oil and financial well-being. As per the relapse investigation results, while Gross domestic product essentially impacts the gauging of monetary flourishing, different elements connected with oil, for example, oil stores and creation, do not freely make measurably huge impacts. This features the perplexing connection between oil and monetary thriving, with critical commitments from different elements and political decisions. The t-test examination featured the meaning of considering measurable suspicions when deciphering contrasts in monetary flourishing between gatherings. This study has given vital data about the effect of oil on present-day economies. That is what it features. Even though oil is as yet a critical variable, it is not the main element influencing monetary flourishing. The discoveries show that to guarantee long-haul financial flourishing, and nations should broaden their economies, foster successful approaches, and adjust to the unpredictable idea of the worldwide oil markets. This

study fills in as a springboard for additional examination concerning the intricacy of asset-based economies and their direction toward thriving.

References

- [1] Soeder, Daniel J. "The successful development of gas and oil resources from shales in North America." *Journal of Petroleum Science and Engineering* 163 (2018): 399-420.
- [2] Anstey, Vera. "The economic development of India." In *Women's Economic Writing in the Nineteenth Century*, pp. 84-92. Routledge, 2023.
- [3] Ross, Michael L. "The politics of the resource curse." *The Oxford handbook of the politics of development* (2018): 200.
- [4] Bhattacharyya, Subhes C. *Energy economics: concepts, issues, markets and governance*. Springer Nature, 2019.
- [5] Antony, Alexander K., and William R. Thompson. "Petroleum, Petrostates and Interstate Conflict: How Strong Are Some of the Relationships?." In *Turmoil and Order in Regional International Politics*, pp. 119-140. Singapore: Springer Nature Singapore, 2023.
- [6] Charfeddine, Lanouar, and Karim Barkat. "Short-and long-run asymmetric effect of oil prices and oil and gas revenues on the real GDP and economic diversification in oil-dependent economy." *Energy Economics* 86 (2020): 104680.
- [7] Caldara, Dario, Michele Cavallo, and Matteo Iacoviello. "Oil price elasticities and oil price fluctuations." *Journal of Monetary Economics* 103 (2019): 1-20.
- [8] Charfeddine, Lanouar, and Karim Barkat. "Short-and long-run asymmetric effect of oil prices and oil and gas revenues on the real GDP and economic diversification in oil-dependent economy." *Energy Economics* 86 (2020): 104680.
- [9] Espadas-Aldana, Gabriela, Claire Vialle, Jean-Pierre Belaud, Carlos Vaca-Garcia, and Caroline Sablayrolles. "Analysis and trends for Life Cycle Assessment of olive oil production." *Sustainable Production and Consumption* 19 (2019): 216-230.
- [10] Shahbaz, Muhammad, Muhammad Naeem, Muhammad Ahad, and Iqbal Tahir. "Is natural resource abundance a stimulus for financial development in the USA?." *Resources Policy* 55 (2018): 223-232.

- [11] Van Eyden, Renee, Mamothoana Difeto, Rangan Gupta, and Mark E. Wohar. "Oil price volatility and economic growth: Evidence from advanced economies using more than a century's data." *Applied energy* 233 (2019): 612-621.
- [12] Inês, Campos, Pontes Luz Guilherme, Marín-González Esther, Gähns Swantje, Hall Stephen, and Holstenkamp Lars. "Regulatory challenges and opportunities for collective renewable energy prosumers in the EU." *Energy Policy* 138 (2020): 111212.
- [13] Yang, Tianle, Fangxing Zhou, Min Du, Qunyang Du, and Shirong Zhou. "Fluctuation in the global oil market, stock market volatility, and economic policy uncertainty: A study of the US and China." *The quarterly review of economics and finance* (2021).
- [14] Mania, Elodie, and Arsène Rieber. "Product export diversification and sustainable economic growth in developing countries." *Structural change and economic dynamics* 51 (2019): 138-151.
- [15] Suleman, Shafic, and Godfred Kwaku Ennin. "An empirical review of petroleum revenue management and distribution after a decade of oil production and export in Ghana." *The Extractive Industries and Society* 13 (2023): 101228.
- [16] Shinkevich, Alexey I. "Modelling of energy efficiency factors of petrochemical industry." *International Journal of Energy Economics and Policy* (2020).
- [17] Basher, Syed Abul, Alfred A. Haug, and Perry Sadorsky. "The impact of oil-market shocks on stock returns in major oil-exporting countries." *Journal of International Money and Finance* 86 (2018): 264-280.
- [18] Bricout, Aymeric, Raphael Slade, Iain Staffell, and Krista Halttunen. "From the geopolitics of oil and gas to the geopolitics of the energy transition: Is there a role for European supermajors?." *Energy Research & Social Science* 88 (2022): 102634.
- [19] Mbah, Ruth Endam, and Divine Forcha Wasum. "Russian-Ukraine 2022 War: A review of the economic impact of Russian-Ukraine crisis on the USA, UK, Canada, and Europe." *Advances in Social Sciences Research Journal* 9, no. 3 (2022): 144-153.
- [20] Manley, David, and Patrick RP Heller. "National Oil Companies in the Energy Transition." *Natural Resource Governance Institute* (2021).