



Cite this: *Org. Biomol. Chem.*, 2021, **19**, 4279

Studies on a catalytic version of the Matteson asymmetric homologation reaction†

Keith Smith, *^a Basil A. Saleh, ^{a,b} Mohammed B. Alshammari, ^{a,c} Gamal A. El-Hiti ^d and Mark C. Elliott *^a

Studies of a catalytic asymmetric version of the Matteson reaction between dichloromethylboronates and organolithium reagents have been undertaken. From several different chiral catalytic systems studied, only one based on a mannitol derivative has given substantial asymmetric induction close to that previously achieved with a bis(oxazoline) derivative and ytterbium triflate. More detailed study of the latter reaction revealed that fresh ytterbium triflate actually reduced the level of asymmetric induction, while “aged” ytterbium triflate, or a fresh sample that had been treated with water, brought about improved induction. The implications of these findings are discussed.

Received 29th March 2021,
 Accepted 20th April 2021

DOI: 10.1039/d1ob00604e

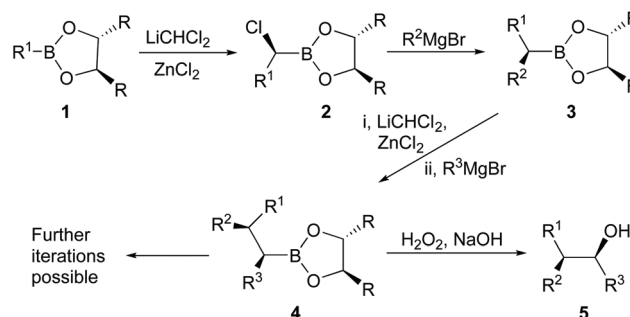
rs.c.li/obc

Introduction

Boronic acid derivatives are important intermediates with potential applications in areas such as medicine and organic synthesis,¹ while the use of chiral catalysts has also proven to be efficient for the asymmetric synthesis of various organic compounds.^{2–6} Boronic esters are generally stable compounds with low to moderate toxicity and have been widely used in the production of either carbon–carbon or carbon-heteroatom bonds.⁷ A particularly useful reaction of chiral boronic esters (**1**) involves their reactions as electrophiles with dichloromethylithium as a nucleophile, followed by rearrangement of the ate complexes produced, to give the corresponding chiral α -haloboronic esters (**2**) with high levels of asymmetric induction at the newly created stereogenic centre (Matteson asymmetric homologation, Scheme 1).^{8–11} Further stereospecific reactions of the α -haloboronic esters with organometallic reagents provide access to *sec*-alkylboronic esters (**3**), which on oxidation give *sec*-alcohols. Alternatively, **3** can be subjected to a similar sequence over again to generate a second contiguous stereogenic centre in a new boronic ester (**4**) and further iterations are also possible to give products with multiple contiguous stereogenic centres. Such reactions can provide routes to

many useful targets in which the stereochemistry is controlled.^{8,12} For example, the elm bark beetle pheromone **5** ($R^1 = n\text{-Pr}$, $R^2 = \text{Me}$, $R^3 = \text{Et}$) was synthesized with high stereoselection from **1** ($R = i\text{-Pr}$, $R^1 = n\text{-Pr}$) and the corresponding Grignard reagents.¹³ The other diastereoisomers can be obtained by varying the stereoisomer of the boronate and/or interchanging the groups R^1 and R^2 . Similar methodology can also be extended in a limited way to the synthesis of tertiary alcohols by use of a more complicated dichloroalkyllithium reagent. For example, (*R*)-(+)-2-phenyl-2-butanol (84% enantiomeric excess; ee) was synthesized using a reaction like that in Scheme 1 from a chiral phenylboronate ($R^1 = \text{Ph}$), but with 1,1-dichloroethylithium instead of dichloromethylithium and then ethylmagnesium bromide ($R^2 = \text{Et}$).¹⁴ The role played by ZnCl_2 as a Lewis acid is vital to improve the yield or stereoisomer predominance (ee or de) of the products in all of these reactions.^{13,15,16}

In the Matteson reaction the chiral auxiliary is located in the boronate ester (substrate control), but others have adapted



Scheme 1 Matteson asymmetric homologation.

^aSchool of Chemistry, Cardiff University, Main Building, Park Place, Cardiff CF10 3AT, UK. E-mail: smithk13@cardiff.ac.uk, elliottmc@cardiff.ac.uk

^bDepartment of Chemistry, College of Science, University of Basrah, Iraq

^cChemistry Department, College of Sciences and Humanities, Prince Sattam bin Abdulaziz University, P.O. Box 83, Al-Kharij 11942, Saudi Arabia

^dCornea Research Chair, Department of Optometry, College of Applied Medical Sciences, King Saud University, P.O. Box 10219, Riyadh 11433, Saudi Arabia

†Electronic supplementary information (ESI) available: Experimental procedures, spectroscopic data and NMR spectra of compounds. See DOI: 10.1039/d1ob00604e



the approach to allow use of an achiral boronate with a chiral organolithium reagent (reagent control). For example, Aggarwal has made extensive and elegant use of reactions of chiral lithiated alkylcarbamates with *B*-alkyl pinacolboronates^{17–19} and such reactions are more widely applicable to synthesis of tertiary alcohols and even to generation of quaternary stereogenic centres.²⁰ Blakemore's approach has been to generate labile chiral main group metal carbenoids, such as α -chloroalkyllithiums *in situ*.^{21–23}

Although these approaches are undoubtedly valuable additions to the synthetic toolbox, as with the Matteson approach they require a stoichiometric amount of the chiral auxiliary, and it would be desirable to be able to introduce the chiral control through a catalytic agent. A successful catalytic procedure has been introduced that uses a chiral nickel catalyst, racemic α -chloroalkylboronates and achiral organozinc reagents and it provides good yields and enantioselectivities for a range of different boronates and organozinc reagents with 16 mol% of the chiral ligand,²⁴ but in a stereo-convergent manner (both enantiomers of the α -chloroalkylboronate leading to the same enantiomer of the product), indicating that the mechanism is different from that of the Matteson reaction and potentially not as general. Nevertheless, the nickel-catalysed procedure has been applied successfully in the stereoselective synthesis of cholesterol and other complex substrates.²⁴

To our knowledge, there is only one report of the use of a catalytic procedure for the Matteson type of reaction, involving use of an achiral boronic ester (e.g. 2-(dichloromethyl)-4,4,5,5-tetramethyl-1,3,2-dioxaborolane), and an achiral organolithium reagent in the presence of a chiral ligand (e.g. a bis-oxazoline), and a metal triflate as a Lewis acid.²⁵ However, the process needed a significant (five-fold) excess of the chiral ligand in order to provide a good level of asymmetric induction in the reaction studied, ostensibly because lithium chloride generated *in situ* competed for the ligand.²⁵ As part of our interest in the use of organometallic intermediates and in particular boron reagents in organic syntheses,^{26–32} we decided to investigate this procedure in more detail in the hope that we may be able to overcome the difficulties and develop a procedure that was successful with a much smaller quantity of chiral ligand. We now report our results.

Results and discussion

First, we attempted an alternative way to carry out the Jadhav reaction²⁵ in which reaction of alkylboronate and dichloromethylithium rather than dichloromethylboronate and alkyl-lithium was investigated. The synthesis of various alkylboronates should be easier than synthesis of dichloromethylboronate and a range of alkylolithiums. Alternative catalysts **6** and **7** (Fig. 1), which incorporated both the Lewis acid and chiral auxiliary components in a single molecule, were synthesised using published procedures^{33–35} and used in comparison with the Jadhav catalyst (**8**, Fig. 1, +Yb(OTf)₃) in the

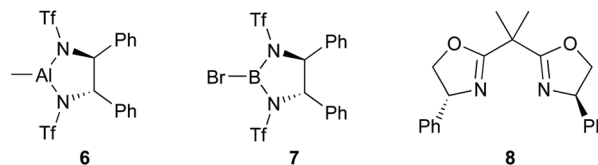
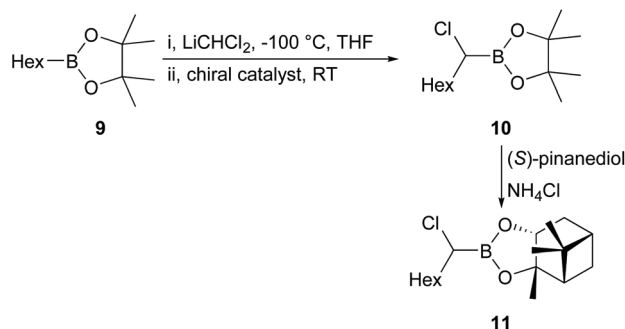


Fig. 1 Chiral reagents **6–8**.^{33–35,37}



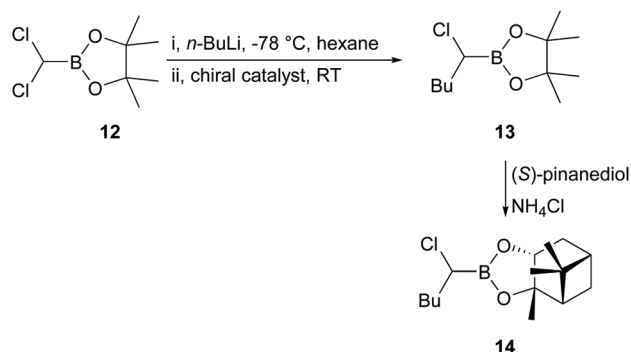
Scheme 2 Alternative Jadhav reaction.

reaction of **9** to give **10** followed by reaction with (1*S*,2*S*,3*R*,5*S*)-2,3-pinane diol [(*S*)-pinane diol] to produce **11** (Scheme 2), which allowed the level of asymmetric induction in **10** to be monitored (there is no epimerisation α - to boron and a high yield of the pinane diol boronate ensures that the de for this compound reflects the ee in the pinacol boronate precursor; for background information on NMR analysis of diastereoisomer ratios of asymmetric boron-containing products, see ref. 36). Reaction of **9** with *n*-BuLi (−78 °C, THF) in the presence of chiral reagents **6**, **7**, and [**8** + Yb(OTf)₃] gave **10** in 88–98% yields (Scheme 2).

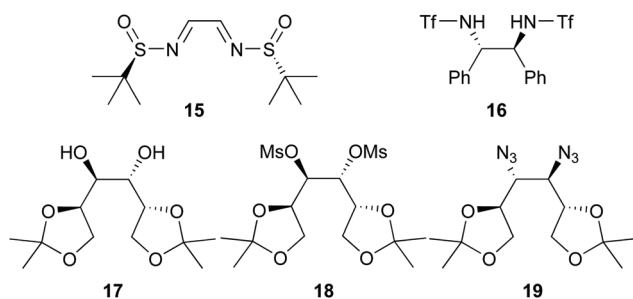
Product **11** was produced in high yields (81–90%) after purification, but the results obtained showed that use of reagent **8** (ratio **9/8**/Yb(OTf)₃ = 1/2.5/0.3) gave only 4% ee in **10** based on the de calculated from the ¹H NMR spectrum of **11**. Such a low percentage de was surprising, even for a reaction in THF, which had been shown to give lower levels of induction than non-coordinating solvents,²⁵ since the intermediate involved in the reaction of **9** to give **10** was assumed to be very similar to that in the original Jadhav reaction.²⁵ However, catalysts **6** and **7** (ratio **9/6** or **7** = 1/2.5) gave essentially no induction ($\leq 1\%$ de). Therefore, we decided to revert to the original Jadhav reaction to check that everything was in order and attempted reaction of **12** with *n*-BuLi (−40 °C, hexane) in the presence of chiral ligand **8** and Yb(OTf)₃ (Scheme 3; ratio **12/8**/Yb(OTf)₃ = 1/0.5/0.2). The product **13** was produced in 89% yield after purification. Reaction of **13** with (*S*)-pinane diol gave **14** in 88% yield, but even under these conditions the product **14** was formed with only 21% de, in contrast to the figure of 55% de reported by Jadhav under similar conditions.²⁵

Nevertheless, we decided to conduct the reaction represented in Scheme 3 in one-pot under conditions similar to the optimal ones reported by Jadhav²⁵ but with chiral catalysts





Scheme 3 Jadhav reaction with various chiral catalysts.

Fig. 2 Chiral ligands 15–19.^{34,38–41}Table 1 Synthesis of 14 according to Scheme 3 in the presence of different chiral catalysts^a

Entry	Chiral catalyst	Yield (%)	de (%)
1	6	86	11
2	7	89	2.5
3	15 + Yb(OTf) ₃	84	4
4	16 + Yb(OTf) ₃	85	16
5	17 + Yb(OTf) ₃	89	52
6	18 + Yb(OTf) ₃	84	4
7	19 + Yb(OTf) ₃	88	2

^a Ratio 12/6 or 7 = 1/2.5; ratio 12/15, 16, 17, 18 or 19/Yb(OTf)₃ = 1/2.5/0.3.

6 and 7 (Fig. 1), and with chiral ligands 15, 16, 17, 18, and 19 (Fig. 2) in the presence of Yb(OTf)₃. The results obtained are shown in Table 1.

Although all of the chiral catalysts gave some induction, none gave a de as high as that reported by Jadhav (79% with 8 and Yb(OTf)₃ under similar conditions).²⁵ The highest induction (52% de) was achieved when chiral ligand 17 (Fig. 2) was used in the presence of Yb(OTf)₃ (Table 1; entry 5). In order to gauge the importance of the Lewis acid, we conducted this reaction in the absence of Yb(OTf)₃. The level of induction achieved (46% de) was within experimental variation of that achieved when Yb(OTf)₃ was present, raising doubts about the role of Yb(OTf)₃ in this case. Chiral catalyst 6 and ligand 16 in the presence of Yb(OTf)₃ gave modest induction (11 and 16%,

respectively; Table 1, entries 1 and 4), but catalyst 7 and ligands 15, 18, and 19 in the presence of Yb(OTf)₃ (Table 1; entries 2, 3, 6, 7, respectively), gave very poor induction (only 2–4% de). In view of the poor levels of induction, even with Jadhav's catalyst 8 in our hands under conditions similar to ones reported by Jadhav,²⁵ we decided to investigate in more detail the reaction with the Jadhav catalyst (8).²⁵

It had been speculated by Jadhav that the presence of Li cations within the system resulted in competition with the Yb for complexation with the chiral ligand. This had been suggested as the reason why such a large amount of the chiral ligand was needed in order to provide good induction.²⁵ Such speculation was not entirely consistent with the results reported by Jadhav,²⁵ but nevertheless we decided to investigate the matter further by observing the influence of addition of 12-crown-4, which forms a strong complex with Li cations, on the level of induction in the reaction depicted in Scheme 3 in the presence of 8 (ratio 12/8/Yb(OTf)₃ = 1/0.5/0.21). If the speculation be correct, the effective removal of Li from complexation with bis(oxazoline) should allow the ligand to be free to complex with Yb, thereby increasing the likelihood of good asymmetric induction. The addition of small quantities of 12-crown-4 did indeed lead to an increase in the level of induction. For example, the use of 0.6 equivalents of the crown ether led to a maximum of around 50% de (Fig. 3; each point represents the result of a separate experiment). However, larger quantities of the crown ether (up to 1.5 equivalents) caused the level of induction to drop again (Fig. 3).

In order to interpret the effect of addition of the crown ether, it is important to recognise that Yb also forms a 2 : 1 (ligand : Yb) complex with 12-Crown-4.⁴² Therefore, the shape of the graph (Fig. 3) could be explained qualitatively if the 12-crown-4 preferentially complexes Li, freeing up some additional chiral ligand for complexation to Yb, resulting in an increase in de, until the amount of crown ether added becomes sufficient for significant competition with the chiral ligand for complexation of Yb to occur, at which point the de begins to decrease again. However, a qualitatively similar shape of graph would result if the Li [bis(oxazoline)] complex

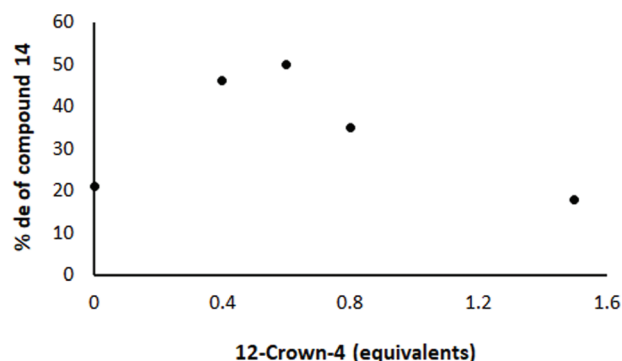


Fig. 3 Effect of 12-crown-4 in the reaction shown in Scheme 3 under Jadhav conditions with 8 (ratio 12/8/Yb(OTf)₃ = 1/0.5/0.21) on the level of asymmetric induction.



is the important one for induction and if the Yb complex with the crown ether is stronger than the Li complex, so that with a small amount of crown ether complexation of the crown ether with Yb would free up chiral ligand to increase induction, but with larger quantities of crown ether the crown ether competes with the chiral ligand for complexation of Li, so that induction diminishes.

In order to distinguish these two possibilities, an experiment was conducted in which the amount of $\text{Yb}(\text{OTf})_3$ was varied while keeping other materials constant (and no crown ether present). If the Yb complex with the chiral ligand is the important one for induction, as the proportion of Yb:Li increases, the level of induction should increase, whereas the induction should decrease if the Li complex with the chiral ligand is the important one. In practice, the level of induction decreased as the proportion of Yb increased (Fig. 4; each point represents the result of a separate experiment). For example, the de was highest (45%) in the absence of $\text{Yb}(\text{OTf})_3$ and was lowest (18%) when 0.1 equivalents of $\text{Yb}(\text{OTf})_3$ was used. This result suggests that the Li complex with the chiral ligand is more important than the Yb one for bringing about induction. This suggested that to achieve the highest level of induction it would be better to have no Yb present.

Next, we conducted the reaction represented in Scheme 3 in the absence of $\text{Yb}(\text{OTf})_3$ using different quantities of the chiral ligand **8** under otherwise identical conditions. It turned out that the level of induction increased almost linearly with the quantity of chiral ligand **8** present until one equivalent of ligand had been introduced and then levelled off, at ca. 60% de (Fig. 5; each point represents the result of a separate experiment). This supports the hypothesis that it is the Li complex that is important for induction and not the Yb complex, but suggested that there was no catalytic turnover. However, the maximum level of induction was still somewhat lower than Jadhav had reported even with Yb present.²⁵

In the light of that result, we wondered whether different samples of $\text{Yb}(\text{OTf})_3$ might behave differently. Our experi-

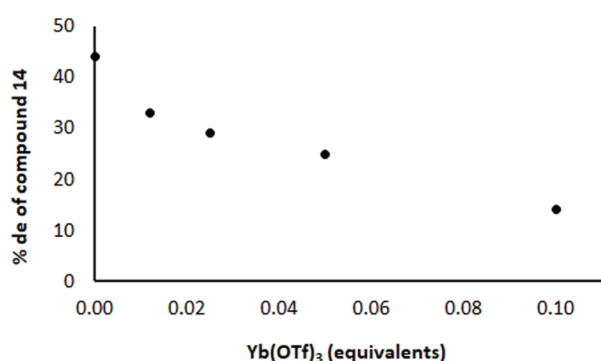


Fig. 4 Effect of $\text{Yb}(\text{OTf})_3$ on the % de in the reaction shown in Scheme 3 with ratio $12/8/\text{Yb}(\text{OTf})_3 = 1/0.5$ as shown in the diagram. The ligand **8** and the appropriate quantity of $\text{Yb}(\text{OTf})_3$ were premixed and added to the reaction mixture as a solution.

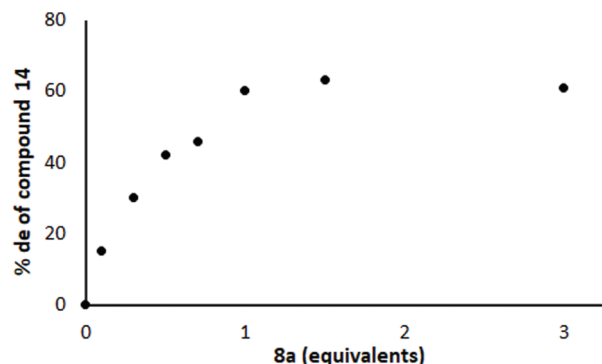


Fig. 5 Effect of chiral ligand **8** on the % de in the reaction shown in Scheme 3 (no $\text{Yb}(\text{OTf})_3$ present).

ments reported above had all been conducted with samples of $\text{Yb}(\text{OTf})_3$ from a new, previously unopened bottle. We therefore tested $\text{Yb}(\text{OTf})_3$ from a bottle that had been opened on numerous occasions. With only 0.5 equivalents of the ligand, 70% de was achieved, comparable with Jadhav's result²⁵ under similar conditions and suggesting some level of catalytic turnover. A similar result was achieved using a fresh supply of $\text{Yb}(\text{OTf})_3$ and treating it with water for 24 h before use in the reaction. It would seem likely, therefore, that something arising from the reaction of $\text{Yb}(\text{OTf})_3$ with water could enhance the level of induction a little and bring about a modicum of catalytic turnover. However, it is also possible that some direct involvement of water in the reaction occurs, as has been observed in some main group organometallic reactions.^{43–45} Neither varying the reaction temperature (0 to -78 °C) nor the solvent produced any further improvement in the de. Further research is therefore required in order to identify a suitable catalyst system to provide both high levels of asymmetric induction and good catalytic turnover.

Conclusions

In conclusion, therefore, from a range of alternative catalyst systems, only a chiral catalyst derived from mannitol has provided a reasonable level of asymmetric induction and even this catalyst gave a lower level of induction than the bis(oxazoline) compound introduced by Jadhav. $\text{Yb}(\text{OTf})_3$, which was proposed by Jadhav to be an important Lewis acid catalyst for the process, when sourced from a new bottle, does not appear to have any beneficial effect on the level of asymmetric induction and better induction is achieved in its absence. However, "aged" $\text{Yb}(\text{OTf})_3$, which has been exposed to air/moisture for some time, does appear to give better levels of induction even than the reaction without $\text{Yb}(\text{OTf})_3$ present and even allows a modicum of catalytic turnover, but the extent of the turnover is insufficient to render the process attractive. More research is needed in order to identify the nature of the "aged" $\text{Yb}(\text{OTf})_3$ and to identify a catalyst system that provides both high levels



of asymmetric induction and good catalytic turnover in Matteson-type reactions.

Author contributions

Conceptualization and experimental design: K. S. and M. C. E.; methodology: K. S., G. A. E.-H. and M. C. E.; supervision: K. S., G. A. E.-H. and M. C. E.; investigation and formal analysis: B. A. S. and M. B. A.; writing: K. S., G. A. E.-H. and M. C. E. All authors have read and agreed to the published version of the manuscript.

Conflicts of interest

There are no conflicts to declare.

Acknowledgements

We thank Cardiff University and the Governments of Saudi Arabia and Iraq for support. G. A. El-Hiti is grateful to the Deanship of Scientific Research, King Saud University, for funding through the Vice Deanship of Scientific Research Chairs. B. A. Saleh is grateful to the University of Basrah for supporting him during his PhD study leave. We are grateful for Dr B. D. Ward (Cardiff University) for assistance with the analysis of NMR spectra of stereoisomers.

Notes and references

- 1 *Boronic Acids: Preparation and Applications in Organic Synthesis, Medicine and Materials*, ed. D. G. Hall, Wiley-VCH, Weinheim, Germany, 2011.
- 2 *Lewis Acids in Organic Synthesis*, ed. H. Yamamoto, Wiley-VCH, Weinheim, Germany, 2002.
- 3 T. N. Nguyen, P.-A. Chen, K. Setthakarn and J. A. May, *Molecules*, 2018, **23**, 2317.
- 4 S. Namirembe and J. P. Morken, *Chem. Soc. Rev.*, 2019, **48**, 3464–3474.
- 5 S. Panda and J. M. Ready, *J. Am. Chem. Soc.*, 2017, **139**, 6038–6041.
- 6 L. Zhang, G. J. Lovinger, E. K. Edelstein, A. A. Szymaniak, M. P. Chierchia and J. P. Morken, *Science*, 2016, **351**, 70–74.
- 7 N. Miyaura and A. Suzuki, *Chem. Rev.*, 1995, **95**, 2457–2483.
- 8 D. S. Matteson, *J. Org. Chem.*, 2013, **78**, 10009–10023.
- 9 D. S. Matteson, *Tetrahedron*, 1989, **45**, 1859–1885.
- 10 D. S. Matteson, *Tetrahedron*, 1998, **54**, 10555–10607.
- 11 D. S. Matteson, *Stereodirected Synthesis with Organoboranes*, Springer, Berlin, 1995.
- 12 D. S. Matteson, *Chem. Rev.*, 1989, **89**, 1535–1551.
- 13 D. S. Matteson, K. M. Sadhu and M. L. Peterson, *J. Am. Chem. Soc.*, 1986, **108**, 810–819.
- 14 D. S. Matteson and G. D. Hurst, *Heteroat. Chem.*, 1990, **1**, 65–74.
- 15 D. S. Matteson, P. K. Jesthi and K. M. Sadhu, *Organometallics*, 1984, **3**, 1284–1288.
- 16 D. S. Matteson and K. M. Sadhu, *J. Am. Chem. Soc.*, 1983, **105**, 2077–2078.
- 17 B. S. L. Collins, C. M. Wilson, E. L. Myers and V. K. Aggarwal, *Angew. Chem., Int. Ed.*, 2017, **56**, 11700–11733.
- 18 C. Sandford and V. K. Aggarwal, *Chem. Commun.*, 2017, **53**, 5481–5494.
- 19 S. G. Aiken, J. M. Bateman and V. K. Aggarwal, Boron “Ate” Complexes for Asymmetric Synthesis, in *Science of Synthesis: Advances in Organoboron Chemistry towards Organic Synthesis*, 2020, ch. 13, pp. 393–458.
- 20 H. K. Scott and V. K. Aggarwal, *Chem. – Eur. J.*, 2011, **17**, 13124–13132.
- 21 P. R. Blakemore, S. P. Marsden and H. D. Vater, *Org. Lett.*, 2006, **8**, 773–776.
- 22 P. R. Blakemore and M. S. Burge, *J. Am. Chem. Soc.*, 2007, **129**, 3068–3069.
- 23 X. Sun and P. R. Blakemore, *Org. Lett.*, 2013, **15**, 4500–4503.
- 24 J. Schmidt, J. Choi, A. T. Liu, M. Slusarczyk and G. C. Fu, *Science*, 2016, **354**, 1265–1269.
- 25 P. K. Jadhav and H.-W. Man, *J. Am. Chem. Soc.*, 1997, **119**, 846–847.
- 26 K. Smith, M. B. Alshammari and G. A. El-Hiti, *Synthesis*, 2018, 3634–3652.
- 27 G. A. El-Hiti, K. Smith and A. S. Hegazy, *Heterocycles*, 2015, **91**, 479–504.
- 28 B. A. Saleh, K. Smith, M. C. Elliott, D. H. Jones, B. M. Kariuki and G. A. El-Hiti, *Tetrahedron*, 2016, **72**, 6914–6928.
- 29 D. H. Jones, K. Smith, M. C. Elliott and G. A. El-Hiti, *Tetrahedron*, 2015, **71**, 6285–6289.
- 30 M. C. Elliott and K. Smith, *Organometallics*, 2013, **32**, 4878–4881.
- 31 M. C. Elliott, K. Smith, D. H. Jones, A. Hussain and B. A. Saleh, *J. Org. Chem.*, 2013, **78**, 3057–3064.
- 32 K. Smith, A. A. Balakit, R. T. Pardasani and G. A. El-Hiti, *J. Sulfur Chem.*, 2011, **32**, 287–295.
- 33 S. Pikul and E. J. Corey, *Org. Synth.*, 1993, **71**, 30.
- 34 S. Pikul and E. J. Corey, *Org. Synth.*, 1993, **71**, 22.
- 35 D. C. Braddock, J. M. Redmond, S. A. Hermitage and A. J. P. White, *Adv. Synth. Catal.*, 2006, **348**, 911–916.
- 36 J. S. Fossey, E. V. Anslyn, W. D. G. Brittain, S. D. Bull, B. M. Chapin, C. S. Le Duff, T. D. James, G. Lees, S. Lim, J. A. C. Lloyd, C. V. Manville, D. T. Payne and K. A. Roper, *J. Chem. Educ.*, 2017, **94**, 79–84.
- 37 A. Sakakura, R. Kondo and K. Ishihara, *Org. Lett.*, 2005, **7**, 1971–1974.
- 38 X. Sun, S. Wang, S. Sun, J. Zhu and J. Deng, *Synlett*, 2005, 2776–2780.
- 39 E. S. Alvarenga, V. M. T. Carneiro, F. O. Silvério and W. A. Saliba, *J. Chil. Chem. Soc.*, 2006, **51**, 986–988.
- 40 A. M. A. Al Majid, H. M. A. Al-Hazimi and M. B. Al-Shammery, *Jordan J. Chem.*, 2010, **5**, 221–230.
- 41 S. Hanessian, J.-Y. Gauthier, K. Okamoto, A. L. Beauchamp and T. Theophanides, *Can. J. Chem.*, 1993, **71**, 880–885.



- 42 C. Qian and L. Wang, *Tetrahedron: Asymmetry*, 2000, **11**, 2347–2357.
- 43 S.-C. Kuo, F. Chen, D. Hou, A. Kim-Meade, C. Bernard, J. Liu, S. Levy and G. G. Wu, *J. Org. Chem.*, 2003, **68**, 4984–4987.
- 44 J. García-Álvarez, E. Hevia and V. Capriati, *Chem. – Eur. J.*, 2018, **24**, 14854–14863.
- 45 K. Smith, *Annu. Rep. Prog. Chem., Sect. B: Org. Chem.*, 1975, **72**, 136–149 (see p. 140).

